

6th Sep, 2016

The Chairman
Samunnat Nepal
Anamnagar, Kathmandu

Independent Auditor's Report

We have audited the accompanying Balance Sheet of Samunnat Nepal as on Asar 31st, 2072, Cash Flow and the related statement of Income and Expenditures for the year then ended. These financial statements are the responsibility of the management of the Samunnat Nepal and our responsibility is to express an opinion on these financial statements based on our audit.

We have conducted our audit in accordance with Nepal Standard on Auditing and these standards require that we have plan and perform the audit to obtain reasonable assurance about whether the financial statements are free from material misstatement. An audit includes examining on a test basis, evidence, supporting the amounts and disclosures in the financial statements. An audit also includes assessing the accounting principles used as well as evaluating the overall financial statements presentation. We believe that our audit provides a reasonable basis for our opinion.

As per the requirement of Nepal Accounting Standard, we also report that:

- 1) We have obtained information and explanations which, to the best of our knowledge and belief, were necessary for the purpose of our audit.
- 2) In our opinion, proper books of accounts as required by general accepted accounting practice and Nepal accounting standard have been kept by the Samunnat Nepal as far as appears from our examination of such books.
- 3) To the best of our information and according to explanation given to us and from our examination of the books of accounts of Samunnat Nepal necessary for the purpose of our audit, we have not come across cases where, management and any employees of the organization have acted contrary to the provision of the law, or committed any misappropriate or caused loss or damage to the violated any directives and acted in a manner to jeopardise the interest and security of the organization.

In our opinion, to the best of our information and according to explanation and information provided, the financial statement read with notes of accounts thereon, presents fairly, in all material respect, the Samunnat Nepal balance sheet as at Asad 31, 2073 and Income statement for the period ended.

Bhim Lal Shrestha
Redg. Auditor





SAMUNNAT Nepal

Ekata Marg, Anamnagar, Kathmandu


Fighting poverty through quality learning


Balance Sheet


As on Ashad 31, 2073 (July 15, 2016)

Particular	Sch. No	As on Ashad 31 2073	As on Ashad 32, 2072
Funds and Liabilities			
Reserve & Surplus			
Membership Fee	17	56,500.00	55,200.00
Transferred from Income Statement		1,764,902.72	1,335,714.53
Total Liabilities		1,821,402.72	1,390,914.53
Represented by			
Fixed Assets	1	466,575.00	365,531.02
Less depreciation		(110,602.42)	(76,167.03)
Netl Fixed Assets		355,972.58	289,363.99
Current Assets and Advances			
Deposit	2	16,310.00	16,310.00
Advance & Other Receivables, Prepaid Expenses	3	233,205.00	281,945.92
Cash and Bank	4	1,498,955.90	3,184,803.62
Total Current Assets and Advances		1,748,470.90	3,483,059.54
Less: Current Liabilities & Provision			
Payables and Expenses Payable	5	71,910.00	2,365,656.97
T D S Payable	6	211,130.76	15,852.03
Total Current Liabilities & Provision		283,040.76	2,381,509.00
Total Assets		1,821,402.72	1,390,914.53


Surendra Bajracharya
Admin & Finance Officer


Paban K Adhakari
Treasurer


Yogesh k Shrestha
Executive Director


Chabi Chaulagain
Secretary


Bhola K.C
Chair Person




Bhim Lal Shrestha
Registered Auditor





SAMUNNAT Nepal
Ekata Marg, Anamnagar, Kathmandu
Cash Flow statement

Fighting poverty through quality learning

For the period ended 31st Ashad 2073 (FY 2072/073)

S.N	Particular	Current Year	Last year
A	Cash Flow Operating Activities		
	Surplus/ Deficit	429,188.18	873,142.95
	Adjustment, Add:	-	-
	Depreciation	110,602.42	76,167.03
	Cash Flow before change in working capital	539,790.60	949,309.98
	Increase/(Decrease) in current liabilities	(2,098,468.24)	1,732,231.91
	(Increase)/Decrease in current Assets	48,740.92	46,586.00
	Cash flow from operation	-	-
	Income Tax paid	-	-
	Net cash flow from operating activities	(1,509,936.72)	2,728,127.89
B	Cash flow from Investment activities		
	Increase (decrease) advance & deposit	-	-
	Sale (purchase) of fixed assets	(177,211.00)	(149,535.54)
	Net cash flow from investment activities	-	-
	Less:		
	Depreciation	-	-
	Net cash flow from Investment Activities	(177,211.00)	(149,535.54)
C	Cash flow from financial activities		
	Increase (Decrease) in Membership fee	1,300.00	1,700.00
	Net Cash flow from Financial Activities	1,300.00	1,700.00
	Total Cash this year (A+B+C)	(1,685,847.72)	2,580,292.35
	Opening cash & Bank balance	3,184,803.62	604,511.27
	Closing cash & Bank balance	1,498,955.90	3,184,803.62

Surendra Bajracharya
Admin & Finance Officer

Paban K Adhakari
Treasurer

Yogesh K Shrestha
Executive Director

Chabi Chaulagai
Secretary

Bhola K.C
ChairPerson


Bhim Lal Shrestha
Registered Auditor



Samunnat Nepal

Ekata Marg, Anamnagar, Kathmandu
Fixed Asset Details for the Fy 2072/073

Particular	Date purchase	Qty	Rate	Face value	Add. during the year	Total Face Value	Dep. %	Dep Upto last year	Dep for year	Total Dep	Written Down Value		Remarks
											This year	last year	
Office Equipments													
Vacuum Cleaner	18-Apr-13	1.00	7,215.00	7,215.00	-	7,215.00	25%	3,607.50	1,803.75	5,411.25	1,803.75	3,607.50	SN - OE/001
Water Dispenser	18-Apr-13	1.00	3,600.00	3,600.00	-	3,600.00	25%	1,575.00	506.25	2,081.25	1,518.75	2,025.00	SN - OE/002
Telephone set	05-Jun-13	1.00	1,200.00	1,200.00	-	1,200.00	25%	525.00	168.75	693.75	506.25	675.00	SN - OE/003
Rautor	27-Apr-13	1.00	2,850.00	2,850.00	-	2,850.00	25%	1,246.88	400.78	1,647.66	1,202.34	1,603.12	SN - OE/004
Belkin- surge connector	27-Apr-13	4.00	1,050.00	4,200.00	-	4,200.00	25%	1,837.50	590.63	2,428.13	1,771.88	2,362.50	SN - OE/005 - 008
Intercom - PBX	04-May-13	1.00	4,400.00	4,400.00	-	4,400.00	25%	1,925.00	618.75	2,543.75	1,856.25	2,475.00	SN - OE/009
Telephone set	04-May-13	2.00	700.00	1,400.00	-	1,400.00	25%	612.50	196.88	809.38	590.63	787.50	SN - OE/010 - 011
Telephone set	16-Jun-13	1.00	900.00	900.00	-	900.00	25%	393.75	126.56	520.31	379.69	506.25	SN - OE/012
Battery Back up	13-Sep-13	1.00	64,680.07	64,680.07	-	64,680.07	25%	28,297.53	9,095.64	37,393.17	27,286.91	36,382.54	SN - OE/013, 2 Tubular Battery + 1.5 KVA Inverter
Halogen Heater	04-Dec-13	2.00	1,650.00	3,300.00	-	3,300.00	25%	1,443.75	464.06	1,907.81	1,392.19	1,856.25	SN - OE/014 - 015
HDMI Port	28-Jan-14	1.00	1,695.00	1,695.00	-	1,695.00	25%	635.63	264.84	900.47	794.53	1,059.37	SN - OE/016
Wall Fan/ Stand Fan	25-Apr-14	3.00	2,000.00	6,000.00	-	6,000.00	25%	1,875.00	1,031.25	2,906.25	3,093.75	4,125.00	SN - OE/017 - 019
Printer - brother 3520 inkjet	16-Mar-15	1.00	62,000.00	62,000.00	-	62,000.00	25%	10,333.33	12,916.67	23,250.00	38,750.00	51,666.67	SN - OE 24
Desktop - i3, 4th gen. 1 TB	04-Jun-15	1.00	52,000.00	52,000.00	-	52,000.00	25%	4,333.33	11,916.67	16,250.00	35,750.00	47,666.67	SN - OE 25
	21-Jul-15	1.00	2,500.00	-	2,500.00	2,500.00	25%	-	625.00	625.00	1,875.00	-	
	24-Jul-15	1.00	3,650.00	-	3,650.00	3,650.00	25%	-	912.50	912.50	2,737.50	-	
	22-Jan-16	1.00	1,500.00	-	1,500.00	1,500.00	25%	-	250.00	250.00	1,250.00	-	
	30-Mar-16	1.00	7,666.00	-	7,666.00	7,666.00	25%	-	1,277.67	1,277.67	6,388.33	-	
	24-Apr-16	1.00	450.00	-	450.00	450.00	25%	-	37.50	37.50	412.50	-	
	29-Apr-16	1.00	6,000.00	-	6,000.00	6,000.00	25%	-	500.00	500.00	5,500.00	-	
	06-Jun-16	1.00	2,825.00	-	8,475.00	8,475.00	25%	-	706.25	706.25	7,768.75	-	
				215,440.07	30,241.00	245,681.07		58,641.70	44,410.38	103,052.08	142,628.99	156,798.37	
Furniture													
Office Table	18-Apr-13	2.00	6,000.00	12,000.00	-	12,000.00	25%	3,000.00	2,250.00	5,250.00	6,750.00	9,000.00	SN-OF/01, SN-OF/02
Steel Drawer	18-Apr-13	1.00	7,500.00	7,500.00	-	7,500.00	25%	1,875.00	1,406.25	3,281.25	4,218.75	5,625.00	SN -OF/03
Revolving chair	18-Apr-13	2.00	5,250.00	10,500.00	-	10,500.00	25%	2,625.00	1,968.75	4,593.75	5,906.25	7,875.00	SN - OF/004, SN - OF/005
Normal Chair	18-Apr-13	4.00	2,850.00	11,400.00	-	11,400.00	25%	2,850.00	2,137.50	4,987.50	6,412.50	8,550.00	SN - OF/006 - 009
chair- reception	06-May-13	1.00	2,600.00	2,600.00	-	2,600.00	25%	650.00	487.50	1,137.50	1,462.50	1,950.00	SN - OF/010
Reception table	15-May-13	1.00	14,500.00	14,500.00	-	14,500.00	25%	3,625.00	2,718.75	6,343.75	8,156.25	10,875.00	SN - OF/011
Office Table	15-May-13	1.00	4,500.00	4,500.00	-	4,500.00	25%	1,125.00	843.75	1,968.75	2,531.25	3,375.00	SN - OF/012
File rack	15-May-13	1.00	7,500.00	7,500.00	-	7,500.00	25%	1,875.00	1,406.25	3,281.25	4,218.75	5,625.00	SN - OF/013
Waiting chair	15-May-13	1.00	5,000.00	5,000.00	-	5,000.00	25%	1,250.00	937.50	2,187.50	2,812.50	3,750.00	SN - OF/014
wooden- Drawer	15-May-13	1.00	9,000.00	9,000.00	-	9,000.00	25%	2,250.00	1,687.50	3,937.50	5,062.50	6,750.00	SN - OF/015
Kitchen drawer	15-May-13	1.00	4,000.00	4,000.00	-	4,000.00	25%	1,000.00	750.00	1,750.00	2,250.00	3,000.00	SN - OF/016
low table	15-May-13	5.00	2,000.00	10,000.00	-	10,000.00	25%	2,500.00	1,875.00	4,375.00	5,625.00	7,500.00	SN - OF/017 - 021
Wooden rack	13-Feb-15	2.00	11,000.00	22,000.00	-	22,000.00	25%	3,666.67	4,583.33	8,250.00	13,750.00	18,333.33	SN - OF/022 - 023
Wooden Cabinet	22-Jul-15	1.00	7,200.00	-	7,200.00	7,200.00	25%	-	1,800.00	1,800.00	5,400.00	-	
	12-Jul-16	1.00	6,500.00	-	65,000.00	65,000.00	25%	-	5,416.67	5,416.67	59,583.33	-	
				120,500.00	72,200.00	192,700.00		28,291.67	30,268.75	58,560.42	134,139.58	92,208.33	
Flooring & Furnishing													
Chusion	18-Apr-13	20.00	354.00	7,080.00	-	7,080.00	25%	1,770.00	1,327.50	3,097.50	3,982.50	5,310.00	
Carpet + Curtain	06-May-13	1.00	37,599.47	37,599.47	-	37,599.47	25%	9,399.87	7,049.90	16,449.77	21,149.70	28,199.60	
				44,679.47	-	44,679.47		11,169.87	8,377.40	19,547.27	25,132.20	33,509.60	
Kitchen Equipment													



[Handwritten signature]

[Handwritten signature]

[Handwritten signature]

[Handwritten signature]

Gas stove	05-Jun-13	1.00	2,500.00	2,500.00	-	2,500.00	25%	625.00	468.75	1,093.75	1,406.25	1,875.00	SN - KE/001
steel rack	05-Jun-13	1.00	3,000.00	3,000.00	-	3,000.00	25%	750.00	562.50	1,312.50	1,687.50	2,250.00	SN - KE/002
kitchen equipment	05-Jun-13	1.00	9,590.00	9,590.00	-	9,590.00	25%	2,397.50	1,798.13	4,195.63	5,394.38	7,192.50	
Tharmus	27-Jan-14	1.00	860.00	860.00	-	860.00	25%	143.33	179.17	322.50	537.50	716.67	
Kitchen utensils (Cup/ bowl/ bucket)	12-May-14	1.00	935.00	935.00	-	935.00	25%	77.92	214.27	292.19	642.81	857.08	SN - KE/003
Refrigerator	21-May-14	1.00	17,000.00	17,000.00	-	17,000.00	25%	1,416.67	3,895.83	5,312.50	11,687.50	15,583.33	SN - KE/004
Plastic box	06-Jul-14	1.00	930.00	930.00	-	930.00	25%	77.50	213.13	290.63	639.38	852.50	
Non stick Pan	21-Aug-14	1.00	2,250.00	2,250.00	-	2,250.00	25%	187.50	515.63	703.13	1,546.88	2,062.50	
Thurmas	18-Sep-14	1.00	940.50	940.50	-	940.50	25%	235.13	176.34	411.47	529.03	705.37	
bowl, glasses	03-Nov-14	1.00	8,895.04	8,895.04	-	8,895.04	25%	2,223.76	1,667.82	3,891.58	5,003.46	6,671.28	
Mixer Grinder	21-Dec-15	1.00	3,700.00	3,700.00	-	3,700.00	25%	925.00	693.75	1,618.75	2,081.25	2,775.00	
	01-Jan-16	1.00	2,938.00	2,938.00	2,938.00	2,938.00	25%	-	489.67	489.67	2,448.33	-	
	08-Jan-16	1.00	4,360.00	4,360.00	4,360.00	4,360.00	25%	-	726.67	726.67	3,633.33	-	
	07-Mar-16	1.00	3,585.00	3,585.00	3,585.00	3,585.00	25%	-	597.50	597.50	2,987.50	-	
			7,500.00	7,500.00	7,500.00	7,500.00	25%	-	1,250.00	1,250.00	6,250.00	-	
			50,600.54	50,600.54	18,383.00	68,983.54		9,059.31	13,449.14	22,508.45	46,475.09	41,541.23	
Software Installation													
Famas Accounting Software	30-Jul-15	1.00	56,387.00	56,387.00	56,387.00	56,387.00	25%	-	14,096.75	14,096.75	42,290.25	-	
					56,387.00	56,387.00	0.25	-	14,096.75	14,096.75	42,290.25	-	
Total			431,220.08	177,211.00	608,431.08	107,162.55	217,764.97	390,666.11	324,057.53				

CFI

Y m hary

Signature

Signature





SAMUNNAT Nepal
Ekata marg, Anamnagar, kathmandu

Details of Fixed Assets and Depreciation as on Ashad 31, 2073 (July 15,2016)
(As per income tax act 2058)

Fighting poverty through quality learning

S.No	Particular	D B V as on 32/03/2072	Additional During year	D B V as on 32/03/2072	Dep Rate	Depreciation upto last year	Depreciation for the year	Total Depreciation	Balance	Unabsorbed Rep & Maint.	Written D 3/31/2073
Pool B											
1	Office Equipments	156,798.38	30,241.00	187,039.38	25%	58,641.69	44,410.38	103,052.07	142,629.00	-	142,629.00
2	Office Furniture	73,739.58	72,200.00	145,939.58	25%	46,760.42	30,268.75	77,029.17	115,670.83	-	115,670.83
3	Flooring & Furnishing	25,132.20	-	25,132.20	25%	19,547.27	8,377.40	27,924.67	16,754.80	-	16,754.80
4	Kitchen Goods	33,693.84	18,383.00	52,076.84	25%	16,906.71	13,449.14	30,355.85	38,627.70	-	38,627.70
5	Software installation	-	56,387.00	56,387.00	0%	-	14,096.75	14,096.75	42,290.25	-	42,290.25
	Sub Total Pool B	289,364.00	177,211.00	466,575.00		141,856.09	110,602.42	252,458.51	355,972.58	-	355,972.58
Pool C											
1	Vehicle	-	-	-	20%	-	-	-	-	-	-
	Sub Total Pool C	-	-	-		-	-	-	-	-	-
		289,364.00	177,211.00	466,575.00		141,856.09	110,602.42	252,458.51	355,972.58	-	355,972.58

Surendra Bajracharya
Admin & Finance Officer

Paban K Adhakari
Treasurer

Yogesh K Shrestha
Executive Director

Chabi Chaulagai
Secretary



Bhola K C
ChairPerson





SAMUNNAT Nepal
Ekata Marg, Anamnagar, Kathmandu

Statement of Income and Expenditure

Fighting poverty through quality learning

For the period from Shrawan 1,2072 to Ashad 31,2073 (July 16 2015 to July 15, 2016)

Amount in NRs.

Particular	Sch	Current year	Previous Year
Income			
Fund & Grant Received	14	11,582,733.76	15,335,298.59
Local Donation	15	1,534,411.47	829,082.50
Other Income	16	305,697.02	140,140.99
Total Income :		13,422,842.25	16,304,522.08
Expenditure			
Adminstrative Expenses	7	1,218,868.25	334,453.34
Depreciation		110,602.42	76,167.03
Program Activities			
Education in Fedral Nepal	8	-	505,614.21
NEQR - EIE Project	9	2,513,823.00	0.00
Enhance learning oppurtunity to OOSC & Adoloscents	10	8,936,134.55	14,384,783.22
Manual Development and Consultancy Services	11	214,225.85	0.00
Education in Emergency	12	-	130,361.33
Total Expenditure		12,993,654.07	15,431,379.13
Surplus / (Deficit) transferred to Balance Sheet		429,188.18	873,142.95
		13,422,842.25	16,304,522.08

Surendra Bajracharya
Admin & Finance Officer

Paban K Adhakari
Treasurer

Yogesh k Shrestha
Executive Director

Chabi Chaulagai
Secretary

Bhola K.C
ChairPerson



Samunnat Nepal
Ekata Marg, Kathmandu

Salary Details for the FY. 2072/2073

S.N	Name of Staff	Designation	Jul-15	Aug-15	Sep-15	Oct-15	Nov-15	Dec-15	Jan-16	Feb-16	Mar-16	Apr-16	May-16	Jun-16	Total
Administration Staff Salary															
1	Sulav Giri	Program Coordinator	-	-	-	-	25,000	25,000	25,000	25,000	25,000	25,000	25,000	25,000	200,000.00
2	Radhika Maharjan	Admin Assistant	-	-	-	-	-	-	-	-	-	-	13,000	13,000	26,000.00
3	Yogesh K Shrestha												46,000	46,000	92,000.00
4	Rosy Shaky												47,500	47,500	95,000.00
5	Surendra Bajracharya												42,750	42,750	85,500.00
6	Jayaram kulkel												15,000	15,000	30,000.00
PCA- Project Staff Salary															
1	Yogesh K Shrestha	Executive Director	90,000	90,000	90,000	90,000	90,000	90,000	90,000	90,000	90,000	90,000	-	-	900,000.00
2	Rosy Shaky	Program Coordinator	75,000	75,000	75,000	75,000	75,000	75,000	75,000	75,000	75,000	75,000	-	-	675,000.00
3	Surendra Bajracharya	Admin & Finance Officer	55,000	55,000	55,000	55,000	55,000	55,000	55,000	55,000	55,000	55,000	-	-	550,000.00
4	Sulav Giri	Asst. program Officer	25,000	-	-	-	-	-	-	-	-	-	-	-	25,000.00
5	Jayaram kulkel	IT & Admin	25,000	25,000	25,000	25,000	25,000	25,000	25,000	25,000	25,000	25,000	-	-	250,000.00
6	Radhika Maharjan	Admin Assistant	15,000	15,000	15,000	15,000	15,000	15,000	15,000	15,000	15,000	15,000	-	-	150,000.00
NEQR-EIE Project Staff Salary															
1	Sulav Giri		-	35,000	35,000	17,500	-	-	-	-	-	-	-	-	87,500.00
2	Kala Laxmi Dahal		-	25,000	25,000	12,500	-	-	-	-	-	-	-	-	62,500.00
3	Pratap Adhikari		-	18,000	18,000	9,000	-	-	-	-	-	-	-	-	45,000.00
4	Binita Chaulagain		-	-	-	16,450	-	-	-	-	-	-	-	-	16,450.00
															3,289,950.00

Name of Staff	Designation	Total Salary of the year	CIT Deduction	Insurance	taxable amount	1%	15%	25%	Total tax
Yogesh K Shrestha	Executive Director	992,000.00	177,750	15,500	798,750	3,000	15,000	99,688	117,688
Rosy Shaky	Program Coordinator	770,000.00	254,100	20,000	495,900	3,000	15,000	23,975	41,975
Surendra Bajracharya	Admin & Finance Officer	635,500.00	209,715	20,000	405,785	2,500	15,000	13,946	31,446
Sulav Giri	Asst. program Officer	312,500.00	-	-	312,500	3,000	1,875	-	4,875
Jayaram kulkel	IT & Admin	280,000.00	-	-	280,000	2,800	-	-	2,800
Radhika Maharjan	Admin Assistant	176,000.00	-	-	176,000	1,760	-	-	1,760
Kala Laxmi Dahal	Asst. Finance officer	62,500.00	-	-	62,500	625	-	-	625
Pratap Adhikari	Field Supervisor	45,000.00	-	-	45,000	450	-	-	450
Binita Chaulagain		16,450.00	-	-	16,450	165	-	-	165
									17,300 46,875 137,609 201,783
									3,289,950

Deposit - 11211	Deposit - 11112	Total deposited
3,000	114,688	117,688
3,000	38,975	41,975
2,000	29,875	31,875
3,000	1,875	4,875
2,800	-	2,800
1,760	-	1,760
625	-	625
450	-	450
165	-	165
16,800	185,413	

Surendra Bajracharya
Admin & Finance Officer

Paban K Adhakari
Treasurer

Yogesh K Shrestha
Executive Director

Chabi Chaulagain
Secretary

Bhim Lal Shrestha
Registered Auditor





SAMUNNAT Nepal

Ekata Marg, Anamnagar, Kathmandu

Schedule forming part of Balance Sheet and Income and Expenditure Statement

Fighting poverty through quality

for the year ended on Ashad 31,2073 (July 15 , 2016)

Schedule	Particular	This Year	Previous Year
	Refreshment Expenses (staff lunch)	158,849.00	125,828.01
	General Expenses	1,644.00	10,469.50
	Electricity & Basic Exp	26,377.00	3,600.00
	Registration and renewal Charges	6,574.00	6,471.00
	R/m Office equipment	21,714.00	5,950.00
	Local Transportation	67,771.00	56,682.00
	Sanitary/ Cleaning Expenses	7,643.00	5,563.00
	Medical exp	-	466.00
	Kitchen Utensils	11,110.00	10,356.00
	Executive committee meeting exp	10,740.00	5,870.00
	Emergency Response	-	10,159.83
	Bank Charges	370.00	-
	Communication Exp	9,006.00	-
	Consultancy expenses	29,980.00	-
	DSA	20,800.00	-
	Internet Exp	25,619.00	-
	Office Rent	214,656.00	-
	Admin Staff Salary	528,500.00	48,667.00
	Water Expenses	3,800.00	-
	Webpage Expenses	18,645.00	-
	Festival Expenses	6,721.00	-
	Audit fee	20,000.00	20,000.00
	Total	1,218,868.25	334,453.34

8	Education in Fedral Nepal		
	Workshop Materials	-	10,608.00
	Transportation to Participants	-	78,000.00
	Refreshment - workshop	-	175,867.71
	Workshop preperation cost	-	40,000.00
	Facilitators charges	-	32,000.00
	Travel cost - facilitator	-	109,138.50
	Reporting charges	-	10,000.00
	Miscellaneous exp	-	20,000.00
	DSA - Facilitator	-	30,000.00
	Total	-	505,614.21

9	NEQR - EIE Project		
	Awareness Campaign on Back to School	73,630.80	-
	Hospatality exp - EIE	1,145.00	-
	Printing Services	2,542.50	-
	Staff Salary EIE Project	211,450.00	-
	Strengthened Capacity of SMC & PTA	325,881.73	-
	Strengthened Capacity of Teachers	1,799,983.97	-
	Supplies and Materials	330.00	-
	Travel Cost & Monitoring cost	17,859.00	-
	Travel DSA	81,000.00	-
	Total	2,513,823.00	-


10	Enhance learning oppurtunity to OOSC & Adoloscents		
	Technical person cost	376,000.00	827,000.00

Handwritten signature



Handwritten signature

Handwritten signature





SAMUNNAT Nepal

Ekata Marg, Anamnagar, Kathmandu

Schedule forming part of Balance Sheet and Income and Expenditure Statement

Fighting poverty through quality

for the year ended on Ashad 31,2073 (July 15 , 2016)

Schedule	Particular	This Year	Previous Year
	Develop a concept note on KSK and GST	-	20,760.00
	Develop Implementation Guideline on KSK and GST	70,000.00	15,176.15
	Organized planning meeting	-	191,025.22
	Mapping & review of Existing NFE materials	48,100.00	169,640.00
	Design and Identify curriculum & content	150,000.00	531,893.53
	Interaction and review meetings	7,645.00	28,592.00
	Setup and classroom management	298,612.00	2,004,477.62
	Capacity development - training	-	1,019,455.39
	Mentoring and Back stopping support	50,170.00	295,830.00
	Exposure Visit with Government personnel	600,762.46	
	Publication Best Practices	66,160.00	
	Develop Rools and Methodology for assessment	-	15,407.00
	Orientation on Assessment tools	-	313,403.65
	Assessment of Acheivement of UOSP graduates	67,450.00	164,730.00
	Analysis of Assessment	143,189.75	88,000.00
	Dissemination workshop of Assessment	-	73,526.13
	Field visit for classroom observation and technical supervision	228,320.00	-
	Technical backstopping support on ToT	-	455,450.96
	Develop consolidated and simplified document on LM	37,340.00	240,000.00
	Dessimation of consolidated report on LM	35,301.00	87,095.00
	Formation of steering committee	168,164.00	89,935.00
	Organize consultative meetings	26,972.00	76,451.25
	Formation of thematic working group	1,095,000.00	-
	Organized Dissemination Workshop	615,246.90	-
	Salary - Project staff Salary	2,550,000.00	3,220,000.00
	Office supplies	-	87,993.91
	Communication exp	-	10,784.58
	Internet expenses	-	12,204.00
	Office rent	-	199,680.00
	Electricity Exp	-	13,596.00
	Local Transportation	-	26,515.00
	DSA - Field visit	98,100.00	179,100.00
	Travel Cost- Field	68,085.00	374,769.00
	Volunter Salary- KSK	48,000.00	93,000.00
	Rent	20,000.00	30,000.00
	Office supplies	14,355.00	30,525.00
	Communication exp	11,068.00	19,795.05
	Local Transportation	8,560.00	24,255.00
	Refreshment exp - meetings	-	57,238.00
	Bank charges	2,260.00	3,000.00
	Technical committee meeting exp	76,644.45	28,967.91
	CSFE curriculum adaptation	7,620.00	313,818.00
	Development of learners materials on CSFE	-	1,140,219.50
	Review and Refinement og learners materials develop	242,209.00	-
	Development of Training manual	-	279,280.80
	MToT on CSFE teachers training	-	
	teachers training on CSFE	-	1,192,192.57
	E9.	-	-
	Tools Development for measurement of competencies	170,000.00	-
	Develop Standard M & E Tools	573,292.49	-
	Organized event with adoloscents in school on CSFE activities	484,730.00	340,000.00
	Identify Statergy for mainstreaming of CSFE	476,777.50	-
	Total	8,936,134.55	14,384,783.22

[Signature]



[Signature]

[Signature]





SAMUNNAT Nepal

Ekata Marg, Anamnagar, Kathmandu

Schedule forming part of Balance Sheet and Income and Expenditure Statement

Fighting poverty through quality

for the year ended on Ashad 31,2073 (July 15 , 2016)

Schedule	Particular	This Year	Previous Year
11	Manual Development and Consultancy Services		
	User Friendly booklet on CBDU	50,900.85	-
	Field DSA - SCK integrated Project	34,200.00	-
	Layout designing, Illustration charges	62,150.00	-
	Travel Cost	66,975.00	-
	Total	214,225.85	-

12	Education in Emergency		
	Teachers training at bhaktapur	-	128,193.33
	Travel and monitoring cost	-	2,168.00
	Total	-	130,361.33

Funds, Grants & Donation received


13	Fund & Grant Received		
	UNICEF (AEP - project)	-	-
	UNICEF (OOSC & Adolocents project)	7,956,770.76	14,680,162.26
	UNESCO	-	524,775.00
	NEQR- EIE	2,513,823.00	130,361.33
	RoLHr- UNDP- Grant	395,250.00	-
	SCK Integrated Project - Save	716,890.00	-
	Total	11,582,733.76	15,335,298.59

14	Local Donation		
	Local Donation	971,993.47	274,716.50
	Member Contribution	246,543.00	71,400.00
	Staff Contribution	315,875.00	482,966.00
	Total	1,534,411.47	829,082.50

15	Other Income		
	Consultancy fee	198,315.00	-
	Miscellaneous Income	2,725.00	-
	Interest received from banks	104,657.02	140,140.99
	Total	305,697.02	140,140.99


16	Member ship Fee		
	Membership charge	56,500.00	55,200.00
	Annual renewal Charge	-	-
	Life time member ship Charge	-	-
	Total	56,500.00	55,200.00



 Surendra Bajracharya
 Admin & Finance Officer



 Paban K Adhakari
 Treasurer


 Ypgesh k Shrestha
 Executive Director


 Chabi Chaulagai
 Secretary


 Bhola K C
 ChairPerson


 Bhim Lal Shrestha
 Registered Auditor





SAMUNNAT Nepal

Ekata Marg, Anamnagar, Kathmandu

Schedule forming part of Balance Sheet and Income and Expenditure Statement

Fighting poverty through quality

for the year ended on Ashad 31,2073 (July 15 , 2016)

Schedule	Particular	This Year	Previous Year
2	Deposit		
	Nepal Telecom	16,310.00	16,310.00
	Total	16,310.00	16,310.00
3	Advance/ prepaid expenses & Other Receivables		
	Prepaid Expenses		
	Advance Office Rent	228,000.00	-
	Advancace Internet Exp	3,100.00	-
	Bheri International	-	100,000.00
	World Vision International Nepal	-	130,361.33
	Staff Advance		32,766.64
	Surendra Bajracharya	2,105.00	20,365.00
	Local partners		
	Diyalo Pariwar	-	9,568.95
	Samucayik Sewa Kendra	-	(6,781.00)
	Banke UNESCO	-	(440.00)
	F3 Nepal	-	(3,895.00)
	Total	233,205.00	281,945.92
4	Cash & Bank		
	Cash in Hand	115.00	115.00
	Petty Cash	-	-
	Cash at Bank:	115.00	115.00
	Citizen International Bank Ltd.	2,704.00	2,704.00
	International Development Bank Ltd.	784.17	784.17
	NDEP Bank	854,541.43	38,127.92
	NDEP Bank - LD	475,967.27	533,591.68
	Laxmi Bank Ltd	164,844.03	2,609,480.85
	Total Cash at Bank	1,498,840.90	3,184,688.62
	Total Cash & Bank	1,498,955.90	3,184,803.62
5	Expenses Payable		
	Audit Fee Payable	17,000.00	17,000.00
	Pashupati Décor	-	7,599.47
	Absolute Holidays	-	2,622.00
	UNICEF Nepal	-	2,305,469.76
	Nepa International	(1,040.00)	-
	Ozone International	-	32,965.74
	CIT Employee saving Scheme	55,950.00	-
	Total	71,910.00	2,365,656.97
6	TDS Payable		
	TDS on Audit Fee	3,000.00	3,000.00
	Salary TDS	48,174.48	1,549.72
	Service Charge TDS	149,223.68	11,302.31
	House rent Tds	10,732.60	-
	Total	211,130.76	15,852.03
7	Adminstrative Expenses		
	Office Supplies	28,349.25	24,371.00

[Signature]

[Signature]

[Signature]

[Signature]
Associates
Regd. Auditor
1857 'B'
R. No. 4329
Nakhu, Lalitpur